

QUASAR

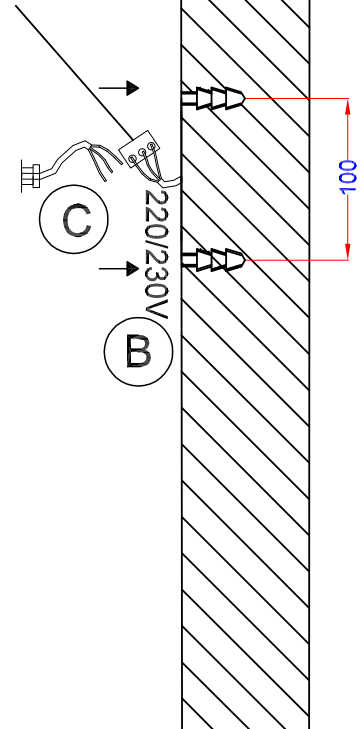
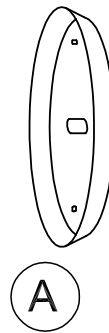
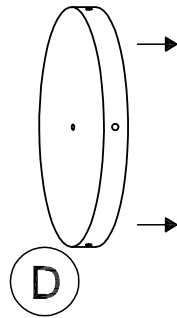
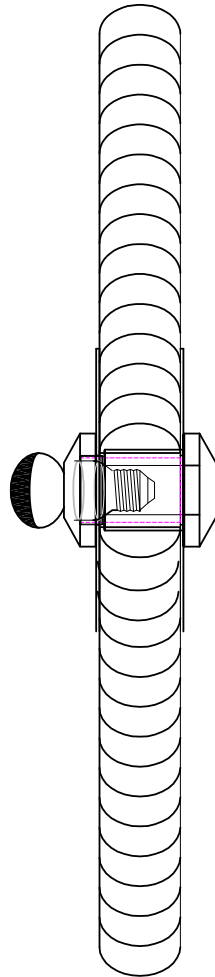
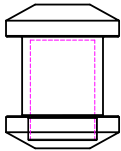
H O L L A N D

AVES

Wandlamp / Wall lamp / Wandleuchte

Franz Maurer

E



certification of european conformity

classified fittings whose safety is guaranteed by the earth connection

QUASAR

H O L L A N D

AVES

Wandlamp / Wall lamp / Wandleuchte

Franz Maurer

GB Instructions:


- Switch off electricity during mounting.
- Drill the holes in the wall (B).
- Unscrew the frontring. Because its easier to fixate the armature.
- Take the wallplate (A) and fix it to the wall.
- Connect 220V/230V wiring and grounding-wire (C).
- Fix the lamp with the received screws (D).
- Screw the frontring back on the armature and fix the lightbulb.


Productinformation:

Clean the Mirror with an aknowledged cleanser ONLY
WHEN THE LIGHT IS SWITCHED OFF. Clean the
feathers with a duster.

Lightbulb:

With socket you will receive 1x E27 / 60W / 230V
Frontreflector lightbulb

 certification of european confirmity

 classified fittings whose safety is guaranteed by the earth connection